

SIDANA INSTITUTE OF EDUCATION

(Approved by NCTE, Permanently affiliated to GNDU & NAAC Accredited)

Khiala Khurd, Ram Tirath Road, Amritsar

B.Ed. Session- (2015 - 16)

Student Satisfaction Survey (SSS)

Report of Student Feedback Performa:



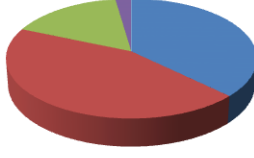
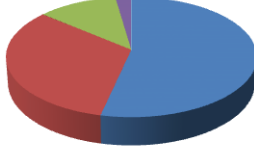
To make teaching-learning process more effective there is a dire need to get systematic feedback on the rating scale develops by the institute for above said purpose. To collect feedback from the existing students is the regular feature of the institute. At the end of every annual session i.e. March- April month, feedback Performa is distributed individually to the students.

About the rating Scale: To collect the data a self-prepared questionnaire by the faculty members of the institute is used. This tool is divided into four Areas which are Academics, Infrastructure, Skills/ Competencies developed during course of study, Overall Experience in the institute.

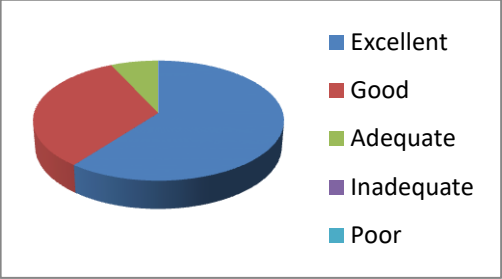
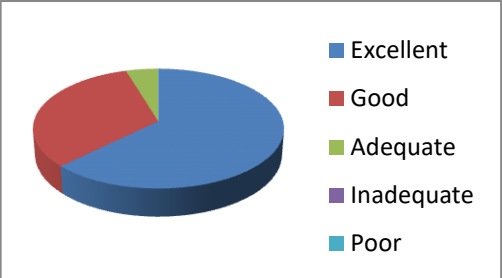
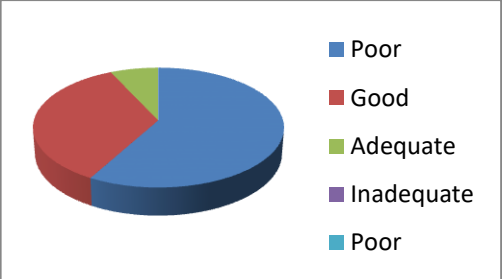
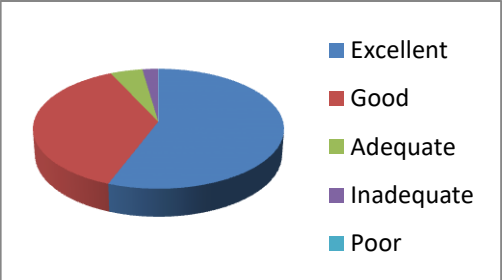
Total Number of Students	52
Number of Female Students	48
Number of Male Students	04
Rural	24
Urban	28
Graduate	40
Post Graduate	12

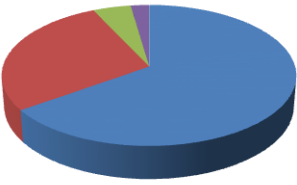
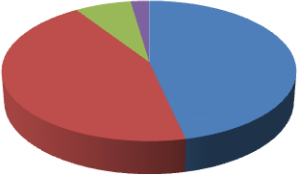
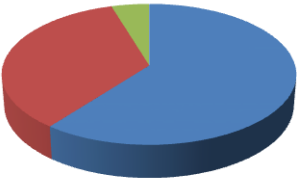
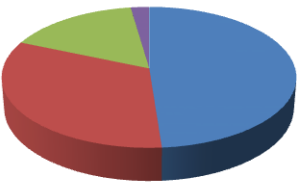
S. No.	Parameters	Excellent	Good	Adequate	Inadequate	Poor	
ACADEMICS							
1.	B.Ed. course provides opportunity to develop knowledge, concepts, skills for teaching profession	74.4 %	25.6 %	---	---	-- -	<p>Legend: Excellent (blue), Good (red), Adequate (green)</p>
2.	Orientation programme provided by the Institute at the beginning	58.1 %	37.2 %	2.3 %	2.3 %	-- -	<p>Legend: Excellent (blue), Good (red), Adequate (green), Inadequate (purple), Poor (cyan)</p>
3.	The programme & course outcomes were clear to you	48.8 %	46.5 %	4.7 %	---	-- -	<p>Legend: Excellent (blue), Good (red), Adequate (green), Inadequate (purple), Poor (cyan)</p>
4.	Use of Teaching Aids & ICT in the class to facilitate teaching	48.8 %	41.9 %	9.3 %	---	-- -	<p>Legend: Excellent (blue), Good (red), Adequate (green), Inadequate (purple), Poor (cyan)</p>

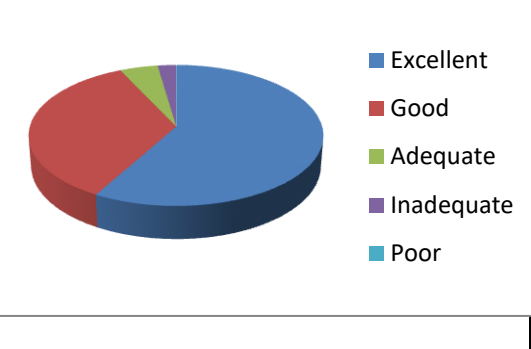
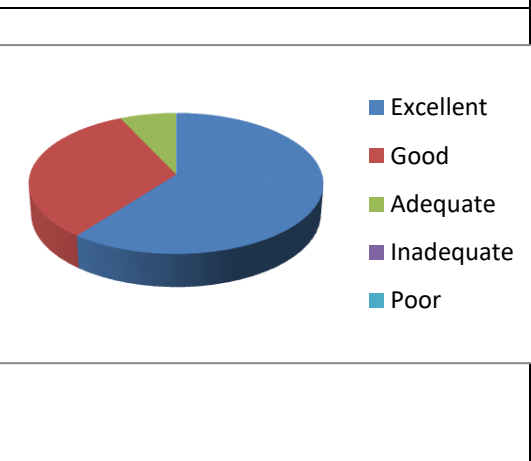
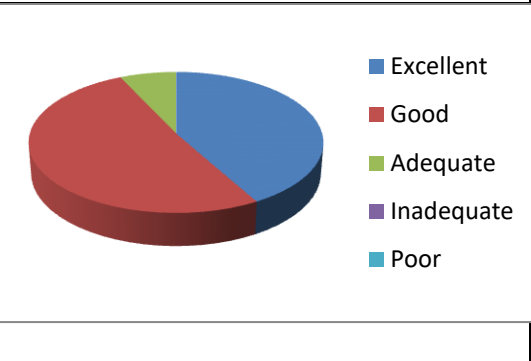
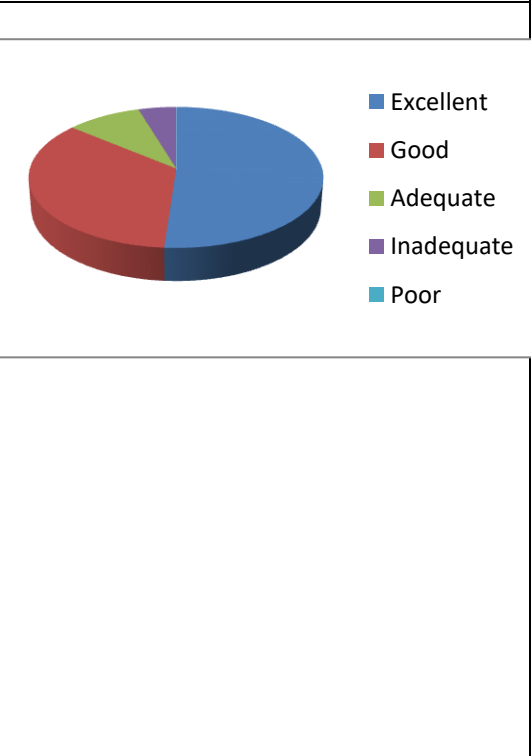
5.	How well did the teacher prepare for the classes?	46.5 %	46.5 %	7%	---	--	
6.	How well was the teacher able to communicate?	46.5 %	46.5 %	7%	---	--	
7.	Academic content provided by the facilitator is	55.8 %	34.9 %	9.3 %	---	--	
8.	The entire syllabus was covered in the class	53.5 %	44.2 %	2.3 %	---	--	

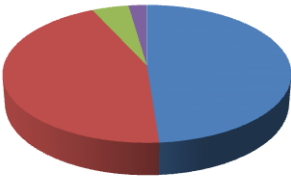
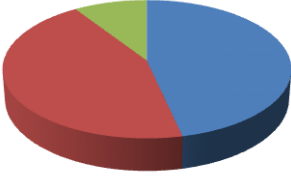
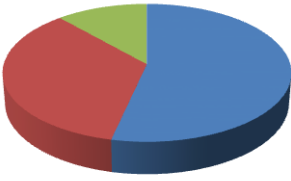
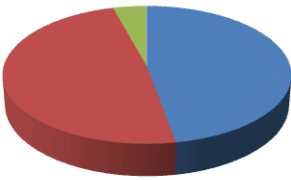
	INFRASTRUCTURE						
9.	Infrastructure facilities in the Campus (LCD/Audio/Computer/ Seating Arrangements etc)	51.2 %	37.2 %	11.6 %	---	--	 <ul style="list-style-type: none"> ■ Excellent ■ Good ■ Adequate ■ Inadequate ■ Poor
10.	Library reading material and Digital resources for the course?	53.5 %	39.5 %	7%	---	2.3 %	 <ul style="list-style-type: none"> ■ Excellent ■ Good ■ Adequate ■ Inadequate ■ Poor
11.	Internet Facility	37.2 %	44.2 %	16.3 %	2.3 %	--	 <ul style="list-style-type: none"> ■ Excellent ■ Good ■ Adequate ■ Inadequate ■ Poor
12.	Extra- curricular activities facilities	53.5 %	32.6 %	11.6 %	2.3 %	--	 <ul style="list-style-type: none"> ■ Excellent ■ Good ■ Adequate ■ Inadequate ■ Poor

13.	Opportunities to participate in any of the extra-curricular activities	48.8 %	37.2 %	11.6 %	2.3 %	-- -	<ul style="list-style-type: none"> ■ Excellent ■ Good ■ Adequate ■ Inadequate ■ Poor
14.	Sports Facilities	44.2 %	46.5 %	7%	4.7 %	-- -	<ul style="list-style-type: none"> ■ Excellent ■ Good ■ Adequate ■ Inadequate ■ Poor
15.	Recreational Facilities	44.2 %	39.5 %	11.6 %	2.3 %	-- -	<ul style="list-style-type: none"> ■ Excellent ■ Good ■ Adequate ■ Inadequate ■ Poor
16.	Health care/ sanitation facilities	39.5 %	44.2 %	14 %	---	-- -	<ul style="list-style-type: none"> ■ Excellent ■ Good ■ Adequate ■ Inadequate ■ Poor

SUPPORT SYSTEM							
17.	How far the teacher encourages the student to participate in curricular and co-curricular activities?	60.5 %	32.6 %	7%	---	--	 <ul style="list-style-type: none"> ■ Excellent ■ Good ■ Adequate ■ Inadequate ■ Poor
18.	How helpful was the mentor in advising?	62.8 %	32.6 %	4.7 %	---	--	 <ul style="list-style-type: none"> ■ Excellent ■ Good ■ Adequate ■ Inadequate ■ Poor
19.	Interaction pattern with the faculty members	58.1 %	34.9 %	7%	---	--	 <ul style="list-style-type: none"> ■ Poor ■ Good ■ Adequate ■ Inadequate ■ Poor
20.	Interaction pattern with the Head of the Institute	55.8 %	37.2 %	4.7 %	2.3 %	--	 <ul style="list-style-type: none"> ■ Excellent ■ Good ■ Adequate ■ Inadequate ■ Poor

21.	The institute takes active interest in promoting internship programme	65.1 %	27.9 %	4.7 %	2.3 %	-- -	 <ul style="list-style-type: none"> ■ Excellent ■ Good ■ Adequate ■ Inadequate ■ Poor
22.	How do you find the Institute's administrative dealings?	46.5 %	44.2 %	7%	2.3 %	-- -	 <ul style="list-style-type: none"> ■ Excellent ■ Good ■ Adequate ■ Inadequate ■ Poor
23.	The internal evaluation system prescribed by the affiliating body as it exists is	60.5 %	34.9 %	4.7 %	---	-- -	 <ul style="list-style-type: none"> ■ Excellent ■ Good ■ Adequate ■ Inadequate ■ Poor
24.	Internal evaluation policy adopted by the Institute	48.8 %	32.6 %	16.3 %	2.3 %	-- -	 <ul style="list-style-type: none"> ■ Excellent ■ Good ■ Adequate ■ Inadequate ■ Poor

25.	When you meet student who have taken a similar programme at other Institute, what do you feel that your programme at your institute is?	58.1 %	34.9 %	4.7 %	2.3 %	-- -	
26.	How will you rate the attitude of teachers to extra- curricular activities?	60.5 %	32.6 %	7%	---	-- -	
27.	Has your time at the Institute been intellectually enriching?	41.9 %	51.2 %	7%	---	-- -	
28.	How do you rate the student-teacher relationship in the Institute as a whole?	51.2 %	34.9 %	9.3 %	4.7 %	-- -	

SKILLS/ COMPETENCIES DEVELOPED DURING COURSE OF STUDY							
29.	Leadership Qualities	48.8 %	44.2 %	4.7 %	2.3 %	-	 <ul style="list-style-type: none"> ■ Excellent ■ Good ■ Adequate ■ Inadequate ■ Poor
30.	Time Management	46.5 %	44.2 %	9.3 %	---	-	 <ul style="list-style-type: none"> ■ Excellent ■ Good ■ Adequate ■ Inadequate ■ Poor
31.	Communication Skills	53.5 %	34.9 %	11.6 %	---	-	 <ul style="list-style-type: none"> ■ Excellent ■ Good ■ Adequate ■ Inadequate ■ Poor
32.	Use of ICT tools	51.9 %	53.5 %	4.7 %	---	-	 <ul style="list-style-type: none"> ■ Excellent ■ Good ■ Adequate ■ Inadequate ■ Poor

33.	Problem Solving Competencies	51.2 %	44.2 %	4.7 %	---	- - -	
34.	Overall Academic Experience in the Institute	53.5 %	39.5 %	7%	---	- - -	

Analyses Report:

Academic Aspect: More than 88% students of session- 2015-16 rated excellent and good on academic aspects.

Infrastructure: On this parameter maximum students considered infrastructure and other facilities up to the mark and more than 80 % students rated excellent.

Support System: Well developed support system is provided by the institute to the existing students for effective utilization of all the resources and more than 90 % students are satisfied with available resources.

Skills/ competencies developed during course of study: As per the feedback given by students, 90% students agreed that ICT skills were developed in Teaching – learning through continuous mentoring and support system.

Overall Academic Experience in the Institute: The students of Sidana Institute of Education were totally satisfied with their academic experience they got throughout the session (2015-16) in the institute which is 91% according to feedback given by the students.