

SIDANA INSTITUTE OF EDUCATION
 Khiala Khurd, RamTirath Road, Amritsar
 Approved by NCTE, Accredited by NAAC & Permanently Affiliated to GNDU
INTERNAL QUALITY ASSURANCE CELL

Students Satisfaction Survey (Tool)

Academic Year- (2016-2017)

Report of Student Feedback Performa:

To make teaching-learning process more effective there is a dire need to get systematic feedback on the rating scale develops by the institute for above said purpose. To collect feedback from the existing students is the regular feature of the institute. At the end of every annual session i.e. March-April month, feedback Performa is distributed individually to the students.

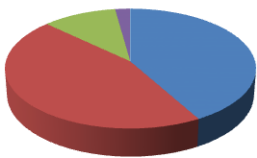
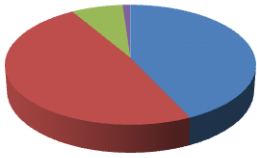


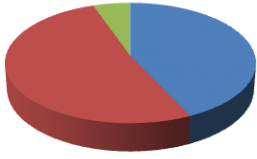
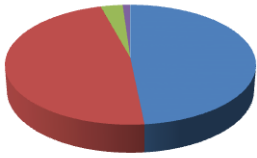
About the rating Scale: To collect the data a self prepared questionnaire by the faculty members of the institute is used. This tool is divided into five Areas which are Academics, Infrastructure, Skills/ Competencies developed during course of study, Overall Experience in the institute.

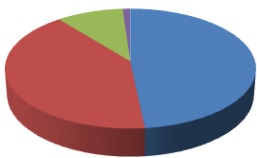
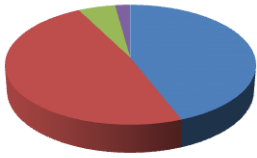
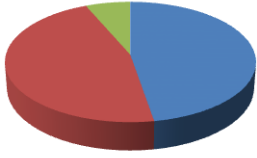
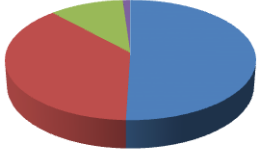

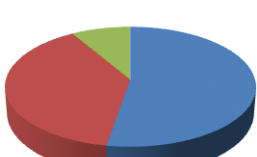
Total Number of Students	93
Number of Female Students	84
Number of Male Students	09
Rural	50
Urban	43
Graduate	61
Post Graduate	34


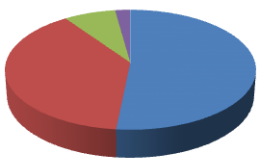
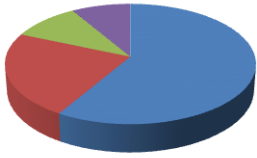
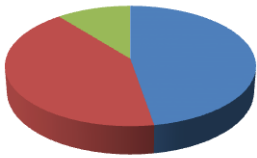


S. N o.	Parameters	Excellent	Good	Adequate	Inadequate	Poor	Graphic Presentation
ACADEMICS							
1.	B.Ed. course provides opportunity to develop knowledge, concepts, skills for teaching profession	63.4 %	34.4 %	2.2 %	---	---	<ul style="list-style-type: none"> ■ Excellent ■ Good ■ Adequate
2.	Orientation programme provided by the Institute at the beginning	49.5 %	48.4 %	2.2 %	---	---	<ul style="list-style-type: none"> ■ Excellent ■ Good ■ Adequate ■ Inadequate ■ Poor

3.	The programme & course outcomes were clear to you	51.6 %	43 %	5.4 %	---	---	
4.	Use of Teaching Aids & ICT in the class to facilitate teaching	53.8 %	40.9 %	5.4 %	---	---	
5.	How well did the teacher prepare for the classes?	49.5 %	44.1 %	6.5 %	---	---	
6.	How well was the teacher able to communicate?	48.4 %	47.3 %	3.2 %	1.1%	----	
7.	Academic content provided by the facilitator is	55.8 %	43 %	1.2 %	---	---	
8.	The entire syllabus was covered in the class	52.7 %	46.2 %	1.1 %	---	---	

INFRASTRUCTURE							
9.	Infrastructure facilities in the Campus (LCD/Audio/Computer/Seating Arrangements etc)	51.2 %	37.2 %	8.6 %	3%	---	<ul style="list-style-type: none"> ■ Excellent ■ Good ■ Adequate ■ Inadequate ■ Poor
10.	Library reading material and Digital resources for the course?	44.1 %	49.5 %	6.5 %	---	---	<ul style="list-style-type: none"> ■ Excellent ■ Good ■ Adequate ■ Inadequate ■ Poor
11.	Internet Facility	39.8 %	48.4 %	10.8 %	---	1.1%	<ul style="list-style-type: none"> ■ Excellent ■ Good ■ Adequate ■ Inadequate ■ Poor
12.	Extra- curricular activities facilities	43%	46.2 %	8.6 %	1.1 %	1.1%	<ul style="list-style-type: none"> ■ Excellent ■ Good ■ Adequate ■ Inadequate ■ Poor
13.	Opportunities to participate in any of the extra-curricular activities	43 %	49.5 %	6.5 %	1.1s%	---	<ul style="list-style-type: none"> ■ Excellent ■ Good ■ Adequate ■ Inadequate ■ Poor
14.	Sports Facilities	44.1 %	49.5 %	5.4 %	1.1%	---	<ul style="list-style-type: none"> ■ Excellent ■ Good ■ Adequate ■ Inadequate ■ Poor

15.	Recreational Facilities	41.9 %	45.2 %	10.8 %	2.2 %	---	 <ul style="list-style-type: none"> ■ Excellent ■ Good ■ Adequate ■ Inadequate ■ Poor
16.	Health care/ sanitation facilities	43 %	48.4 %	7.5 %	1.1 %	---	 <ul style="list-style-type: none"> ■ Excellent ■ Good ■ Adequate ■ Inadequate ■ Poor
SUPPORT SYSTEM							
17.	How far the teacher encourages the student to participate in curricular and co-curricular activities?	50.5 %	41.9 %	7.5 %	---	---	 <ul style="list-style-type: none"> ■ Excellent ■ Good ■ Adequate ■ Inadequate ■ Poor
18.	How helpful was the mentor in advising?	52.7 %	40.9 %	6.5 %	---	---	 <ul style="list-style-type: none"> ■ Excellent ■ Good ■ Adequate ■ Inadequate ■ Poor
19.	Interaction pattern with the faculty members	43 %	51.6 %	5.4 %	---	---	 <ul style="list-style-type: none"> ■ Excellent ■ Good ■ Adequate ■ Inadequate ■ Poor
20.	Interaction pattern with the Head of the Institute	48.4 %	47.3 %	3.2 %	1.1 %	---	 <ul style="list-style-type: none"> ■ Excellent ■ Good ■ Adequate ■ Inadequate ■ Poor

2 1.	The institute takes active interest in promoting internship programme	48.4 %	40.9 %	9.7 %	1.1 %	---	 <ul style="list-style-type: none"> ■ Excellent ■ Good ■ Adequate ■ Inadequate ■ Poor
2 2.	How do you find the Institute's administrative dealings?	44.1 %	48.4 %	5.4 %	2.2 %	---	 <ul style="list-style-type: none"> ■ Excellent ■ Good ■ Adequate ■ Inadequate ■ Poor
2 3.	The internal evaluation system prescribed by the affiliating body as it exists is	47.3 %	46.2 %	6.5 %	---	---	 <ul style="list-style-type: none"> ■ Excellent ■ Good ■ Adequate ■ Inadequate ■ Poor
2 4.	Internal evaluation policy adopted by the Institute	50.5 %	37.6 %	10.8 %	1.1 %	---	 <ul style="list-style-type: none"> ■ Excellent ■ Good ■ Adequate ■ Inadequate ■ Poor
2 5.	When you meet student who have taken a similar programme at other Institute, what do you feel that your programme at your institute is?	53.8 %	35.5 %	9.7 %	1.1 %	---	 <ul style="list-style-type: none"> ■ Excellent ■ Good ■ Adequate ■ Inadequate ■ Poor
2 6.	How will you rate the attitude of teachers to extra- curricular activities?	52.7 %	38.7 %	8.6 %	---	---	 <ul style="list-style-type: none"> ■ Excellent ■ Good ■ Adequate ■ Inadequate ■ Poor

27.	Has your time at the Institute been intellectually enriching?	40.9 %	49.5 %	9.7 %	---	---	 <ul style="list-style-type: none"> ■ Excellent ■ Good ■ Adequate ■ Inadequate ■ Poor
28.	How do you rate the student-teacher relationship in the Institute as a whole?	51.6 %	38.7 %	7.5 %	2.2 %	---	 <ul style="list-style-type: none"> ■ Excellent ■ Good ■ Adequate ■ Inadequate ■ Poor
SKILLS/ COMPETENCIES DEVELOPED							
29.	Leadership Qualities	45.2 %	47.3 %	6.5 %	1.1 %	---	 <ul style="list-style-type: none"> ■ Excellent ■ Good ■ Adequate ■ Inadequate ■ Poor
30.	Time Management	47.3 %	41.9 %	10.8 %	---	---	 <ul style="list-style-type: none"> ■ Excellent ■ Good ■ Adequate ■ Inadequate ■ Poor
31.	Communication Skills	51.6 %	38.7 %	9.7 %	---	---	 <ul style="list-style-type: none"> ■ Excellent ■ Good ■ Adequate ■ Inadequate ■ Poor
32.	Use of ICT tools	47.3 %	45.2 %	7.5 %	---	---	 <ul style="list-style-type: none"> ■ Excellent ■ Good ■ Adequate ■ Inadequate ■ Poor

3 3.	Problem Solving Competencies	45.2 %	46.2 %	8.6 %	---	---	 <ul style="list-style-type: none"> ■ Excellent ■ Good ■ Adequate ■ Inadequate ■ Poor
3 4.	Overall Academic Experience in the Institute	49.5 %	44.1 %	6.5 %	---	---	 <ul style="list-style-type: none"> ■ Excellent ■ Good ■ Adequate ■ Inadequate ■ Poor

Analysis Report

Sr. No.	Area	Analysis Report
1.	Academics	<ul style="list-style-type: none"> 63.4 % students rated B.Ed. course excellent in helping them to develop knowledge, concepts & skills required for teaching profession which are 59 out of 93, where as 32 i.e. 25.6 % rated Good and 2 students as adequate.
2.		<ul style="list-style-type: none"> Orientation programme provided at the commencement of the session is excellent rated by 49.5% (46 out of 93), 48.4% as good i.e. 45 out of 93 and 2.2 % as adequate i.e. 2 out of 93.
3.		<ul style="list-style-type: none"> Clarity of the programme & course outcomes is excellent rated by 48 students out of 93 which are 51.6 %. 43% (40 out of 93) rated good and 5.4 % i.e. 5 out of 93
4.		<ul style="list-style-type: none"> Teaching Aids & ICT used in the class to facilitate teaching were excellent rated by 50 students out of 93 i.e. 53.8%. 38 out of 93 i.e. 49.5% rated as good and 5.4 % i.e. 5 out of 93.
5.		<ul style="list-style-type: none"> 49.5% students agreed that the teachers were excellent prepared for the classes (46 out of 93). 44.1% students agreed good i.e. 41 out of 93, 6.5 % students agreed Adequate, 1.1 % students agreed Inadequate that the teachers were prepared for the classes.
6.		<ul style="list-style-type: none"> 48.4% students agreed for the Communication Skills of Teachers are excellent 45 , 47.3 % students agreed for the Communication Skills of Teachers are good 44, 3.2 % students agreed for the Communication Skills of Teachers are Adequate 3, 1.1% students agreed Inadequate the Communication Skills of Teachers 1out of 93.
7.		<ul style="list-style-type: none"> 49.5% students agreed for Quality of Academic content provided by the facilitator are excellent46 , 43 % students agreed for Quality of Academic content provided by the facilitator are good 40, 7.5% students rated as Adequate for Quality of Academic content provided by the facilitator which are 7 out of 93.
8.		<ul style="list-style-type: none"> 52.7 % students rated as excellent for whole syllabus completed in time 49 out of 93, 46.2 % students rated as good 43 , 1students rated as Adequate.
9.	INFRAST	<ul style="list-style-type: none"> 47.3 % students rated as Excellent 44, 41 students rated as Good which

	RUCTURE	41.4%, 8 students rated as Adequate Infrastructure facilities in the Campus (LCD/Audio/Computer/Seating Arrangements etc).
10.		<ul style="list-style-type: none"> 44.1 % students rated as Excellent i.e. 41 out of 93, 49.5% students rated as Good i.e. 46 out of 93, 6.5 % students rated as Adequate which are 6 students rated as Inadequate for Reading material, Book Bank facility & e- resources in the library
11.		<ul style="list-style-type: none"> 37 students rated as Excellent, 45 students rated as Good, 10 students rated as Adequate and 1.1% students rated as Poor for Internet Facility.
12.		<ul style="list-style-type: none"> 40 (43%) students rated as Excellent, 46.2 % (43) students rated as Good, 8.6 % (8) students rated as Adequate , 1.1% (1) students rated as Inadequate and 1 student as poor for Provision of Extra- curricular activities .
13.		<ul style="list-style-type: none"> 43%(40) students rated as Excellent, 49.5 % (46) students rated as Good, 6.5% (6) students rated as Adequate and 1.1%(1) students rated as Inadequate for Opportunities to participate in any of the extra-curricular activities
14.		<ul style="list-style-type: none"> 44.1% (41) students rated as Excellent, 49.5 % (46) students rated as Good, 5.4% (4) students rated as Adequate and 1.1% (1) students rated as inadequate for Sports Facilities
15.		<ul style="list-style-type: none"> 41.9 % (39) students rated as Excellent, 45.2 % (42) students rated as Good, 10.8 % (10) students rated as Adequate and 2.2% (2) students rated as Inadequate for Recreational Facilities
16.		<ul style="list-style-type: none"> 43 % (40) students rated as Excellent, 48.4% (45) students rated as Good, 7.5% (7) students rated as Adequate and 1.1% (1) students rated as inadequate for Health care/ sanitation facilities
17.		<ul style="list-style-type: none"> 50.5% (47) students of B.Ed. course rated as Excellent, 41.9 % (39) students rated as Good, 7.5 % (7) students rated as Adequate for the teacher encouraged the students to participate in curricular and co-curricular activities
18.	SUPPORT SYSTEM	<ul style="list-style-type: none"> 52.7% (49) students of B.Ed. course rated as Excellent, 40.9 % (38) students rated as Good and 6.5%(6) students rated as Adequate for How helpful was the mentor in advising?
19.		<ul style="list-style-type: none"> 43%(40) students of B.Ed. course rated as Excellent, 51.6% (48) students rated as Good and 5.4%(5) students rated as Adequate for Interaction pattern with the faculty members
20.		<ul style="list-style-type: none"> 48.4 % (45) students of B.Ed. course rated as Excellent, 47.3%(44) students rated as Good, 3.2%(3) students rated as Adequate and 1.1%(1) students rated as Inadequate for Interaction pattern with the Head of the Institute
21.		<ul style="list-style-type: none"> 48.4%(45) students of B.Ed. course rated as Excellent, 40.9%(38) students rated as Good, 9.7% (9) students rated as Adequate and 1.1%(1) students rated as Inadequate for the institute takes active interest in promoting internship programme.
22.		<ul style="list-style-type: none"> 44.1% (41) students of B.Ed. course rated as Excellent, 48.4% (45) students rated as Good, 5.4% (5) students rated as Adequate and 2.2% (2) students rated as Inadequate for the Institute's administrative dealing.
23.		<ul style="list-style-type: none"> 47.3 % (44) students of B.Ed. course rated as Excellent, 46.2%(43) students rated as Good and 6.5% (6) students rated as Adequate for The internal evaluation system prescribed by the affiliating body.
24.		<ul style="list-style-type: none"> 50.5% (47) students of B.Ed. course rated as Excellent, 37.6% (35) students rated as Good, 10.8 % (10) students rated as Adequate and 1.1% (1) students rated as

		Inadequate for Internal evaluation policy adopted by the Institution was excellent rated by
25.		<ul style="list-style-type: none"> 53.8% (50) students of B.Ed. course rated as Excellent, 35.5% (33) students rated as Good, 9.7% (9) students rated as Adequate and 1.1% (1) students rated as Inadequate for what do you feel that your programme at your institute is?
26.		<ul style="list-style-type: none"> The attitude of teachers to extra- curricular activities are excellent rated by 52.7 % (49students), 38.7% (36) rated as Good and 8.6%(8) as adequate.
27.		<ul style="list-style-type: none"> 40.9% (380 rated excellent that their time at the Institute been intellectually enriching, 49.5%(460 as Good and 9.7% (9)as Adequate.
28.		<ul style="list-style-type: none"> 51.6%(48) rate the student-teacher relationship in the Institute as a whole is excellent, 38.7% (36)rated as good, 7.55% (7)as adequate and 2.2% (2)as poor.
29.		<ul style="list-style-type: none"> 45.2 % (42) students rated excellent that institute contributed to develop Leadership Qualities , where as 47.3% (44)rated good ,6.5% (6) as adequate and 1.1%(1) rated as poor.
30.		<ul style="list-style-type: none"> 47.3% (i.e. 44 students) rated as excellent that they have developed time management skill among them during B.Ed. programme, where as 41.9% (49) rated as good and 10.8% (10) students rated as adequate.
31.		<ul style="list-style-type: none"> 51.6% (48 students) rated excellent that B.Ed. programme developed Communication Skills among them, 38.7% (36 students) rated good and 9.7% (9 students) rated Adequate.
32.		<ul style="list-style-type: none"> 47.3% (44 students out of 93) rated excellent as the institute developed ICT skills among them, 45.2% (42) rated as good and 7.5% (7 students).
33.		<ul style="list-style-type: none"> Excellent Problem Solving Competencies has been developed as rated by 45.2% (42 students), good by 46.2% (43) and 8.6% (8 students) as Adequate.
34		<ul style="list-style-type: none"> Overall Academic Experience in the Institute rated excellent by 49.5% (46), 44.1% (44) rated good and 6.5% (6 students) rated adequate.